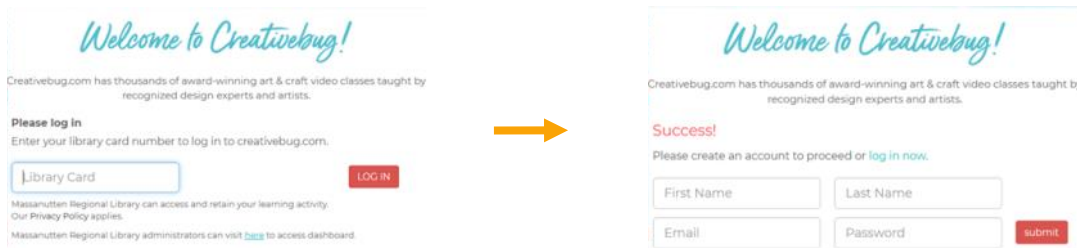


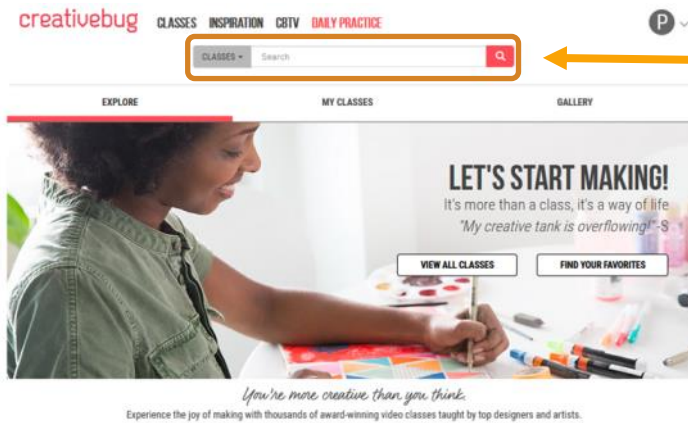
# Creativebug



1. From the library's Online Resources webpage ([www.mrlib.org/online-resources](http://www.mrlib.org/online-resources)), navigate to Education & Test Prep Resources > Creativebug
2. You will be prompted to enter your library card number, which is the 14-digit number on the back of your library card. You will then need to create a Creativebug account.



3. Once logged in, you can find classes in a few different ways.

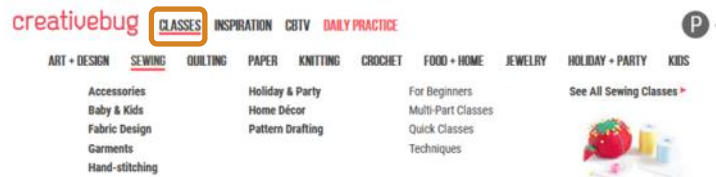


A. The search bar at the top of the homepage can be used to search for specific classes.


B. The homepage has groups of seasonal, new, and popular classes.



- C. Click on "Classes" to see different categories where you can find classes that may be of interest. This also includes classes marked for beginners or classes that are quick.



Each class is broken into small video segments.



**Discussion** allows you to ask the instructor questions and see what other questions have been answered about the class.

You can add the class to your watch list.

**Materials** shows you a list of the materials you need.

A downloadable PDF can include the materials list, instructions, any patterns that are used in the class, and other useful information.

